

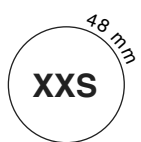
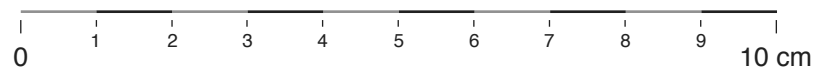
# Abelstedt

## WOMEN'S RING SIZES

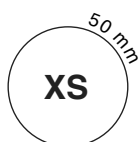
- 1** PRINT THIS PAGE. THE FILE NEEDS TO BE PRINTED AT 100% - THE ORIGINAL SIZE.

- 2** USE A RULER TO CHECK THE SCALE IN THE PAGE IS CORRECT.

- 3** PLACE ONE OF YOUR RINGS ON THE CIRCLES AND DETERMINE WHICH CIRCLE FITS. THE ENTIRE BLACK CIRCLE HAS TO BE VISIBLE.



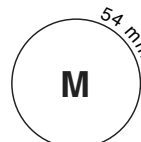
Diameter: 15,3 mm  
Circumference: 48 mm  
EU: 48  
US: 4,5  
UK: 1 1/2



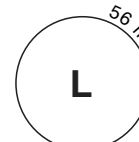
Diameter: 15,9 mm  
Circumference: 50 mm  
EU: 50  
US: 5,5  
UK: K



Diameter: 16,6 mm  
Circumference: 52 mm  
EU: 52  
US: 6  
UK: L 1/2



Diameter: 17,2 mm  
Circumference: 54 mm  
EU: 54  
US: 7  
UK: O



Diameter: 17,8 mm  
Circumference: 56 mm  
EU: 56  
US: 8  
UK: P



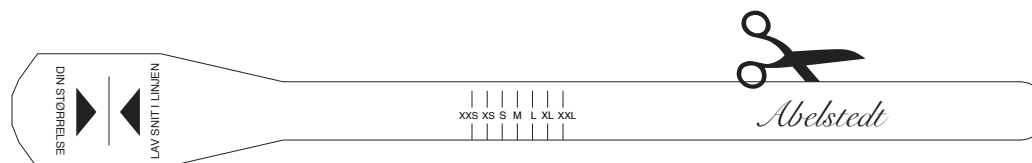
Diameter: 18,5 mm  
Circumference: 58 mm  
EU: 58  
US: 8,5  
UK: Q 1/2



Diameter: 19,1 mm  
Circumference: 60 mm  
EU: 60  
US: 9,5  
UK: S 1/2

- 4** MEASURE YOUR FINGER BY CUTTING AROUND THE BELOW SIZER AND MAKING A SLIT WHERE INDICATED.

- 5** MAKE A LOOSE CIRCLE BY SLIPPING THE END THROUGH THE SLIT. PLACE ON THE FINGER AND TIGHTEN AS MUCH AS POSSIBLE.



### WHAT IF I HAVE ORDERED THE WRONG SIZE?

DON'T WORRY IF YOU'VE ORDERED THE WRONG SIZE. IF IT'S WITHIN 30 DAYS OF PURCHASE, JUST RETURN THE RING BACK TO US, AND WE'LL EXCHANGE THE SIZE FOR FREE. READ MORE AT [WWW.ABELSTEDT.COM/SHIPPING-RETURNS](http://WWW.ABELSTEDT.COM/SHIPPING-RETURNS)